

Observe All Street Signs and Obey all Traffic and Pedestrian Laws

The Beloit Police Dept. will ticket any parent/caregiver who breaks these laws while dropping off/picking up their child.

- **No Parking Areas**—This area allows for drop off or pick up but your car may not be left unattended.
- **No Stopping, Standing or Parking Areas**—This area is not allowed for student drop off or pick up.
- It is illegal to leave your car unattended in a **FIRE LANE.**
- It is illegal to park within:
 - 4 feet of a driveway
 - 10 ft. of a fire hydrant.
 - 15 feet of a crosswalk
- Motorists must yield the right of way to pedestrians crossing a street at any marked or unmarked crosswalk where there is no traffic signal. ***Pedestrians DO NOT have the right of way when crossing mid-block.*** Please use designated crosswalks.
- It is **illegal to double park** to drop off or pick up your child, while you remain in the car. This disrupts traffic and is not safe.
- The speed limit drops to **15 mph** whenever you approach and drive through a school area.

Please refer to the diagram for the directional flow of traffic inside this brochure for Converse drop off and pick up of students. Please call with any questions or concerns you may have at 608-361-2110.

Mrs. Stephanie Jacobs, Principal



Converse Elementary Traffic Safety Brochure 2015—2016



Converse Elementary encourages our students
to walk, bike, or take the bus to school.

We have created this safety brochure so all of our students can arrive and leave school safely. Please read this guide and decide on a plan for getting your child to school in a way that is safe for all.

1602 TOWNLINE AVE BELOIT, WI 53511 608-361-2100

If You Walk to School:

ALWAYS use the crosswalks and crossing guard— **DO NOT** cross mid-block! Cross Townline Ave. **ONLY** with the crossing guard.



If You Bike to School:

A pupil who brings a bicycle to school does so at his/her own risk and bears the loss of any theft of or vandalism to the bicycle. Bicycle riders who do not observe the following rules may lose biking privileges:



1. Students must park their bicycles within the area designated by the school Principal.
2. All bike riders must wear helmets and lock their bikes.
3. Loitering in the area bicycles are parked or tampering with bicycles is prohibited.
4. The Principal may make additional rules regarding bicycle safety on school grounds.
5. Students must be in at least 2nd grade to ride their bicycle to school *without* being accompanied by an adult. The Principal may approve individual written requests by a parent/guardian of a younger student. All students should complete a bike request before riding to school.



CITY MANAGER * CITY HALL * 100 STATE STREET * BELOIT, WI 53511

www.ci.beloit.wi.us

Equal Opportunity Employer



Figure 7 - Enhanced flashing stop paddle used by crossing guards at specific school locations within Beloit.

Figure 7-Flashing Stop Paddle

FOR IMMEDIATE RELEASE

Police Monitor School Zones in Beloit

Safety is a top priority for the School District of Beloit and the Beloit Police Department

September 26, 2015 Beloit, WI- The School District of Beloit's 2015-2016 school year is off to a great start. The \$70 million dollar referendum projects are nearly completed with the exception of the Fran Fruzen Intermediate School on Milwaukee Road. The recent construction of the remaining buildings not only upgraded the interior of the school buildings, but also made significant changes to many school sites altogether. New parking lots, pick-up/drop-off lanes, and bus areas have been added to almost all of the Beloit schools. With the numerous changes that have occurred in the last twelve months, the Beloit Police Department and the School District of Beloit want to remind drivers and students of safety precautions to help keep everyone safe.

The City of Beloit and the School District of Beloit

The Beloit Police Department and the School District of Beloit are committed to keeping the community safe. Please partner with us by doing your part and together we will have a safe school year.

Enclosed is the parking lot pick up and drop off schedule for Converse School. The School District and the Police Department urge all drivers to use caution when driving in school zones.

Please refer to the School District of Beloit's website for more information about a specific school. <http://www.sdb.k12.wi.us>

###

School Zone Sign

take safety in school zones very seriously. Below is a list of common signs found in school zones and they are accompanied with safety tips. The goal of educating the drivers is to increase voluntary compliance with the traffic laws. Please note that the Beloit Police Department will patrol the school zones year round to ensure the laws are being followed. Fine amounts in school zones are doubled and start at \$223.00.

Signage

School signs are typically yellow or fluorescent yellow-green in color. The shape of school signs are typically a pentagon (pointed up) or a large rectangle indicating the speed limit information. Below are examples of typical school signage used within the City of Beloit.



Figure 1 - School Zone Sign is used to alert drivers that they are entering a school zone area

Figure 1- School Zone Sign

Figure 5 - Flashing School Crossing Sign (Installed on Cranston Road)- sign will flash when activated by pedestrian. Used as an additional warning to drivers to indicate a pedestrian is about to enter the school crosswalk.



Figure 5 -Flashing School Crossing Sign

The School District has over 15 crossing guards stationed throughout the City to help students safely cross the street. All of the School District crossing guards have a stop paddle to use when guiding students across the street. Drivers must stop if they are directed by the school crossing guard to stop. Drivers shall stop their vehicle and remain stopped until the school crossing guard directs the drivers to proceed. The fine for failure to stop for an adult crossing guard is \$188.00.



Figure 6 - Typical stop paddle used by crossing guards within Beloit

Figure 6-Stop Paddle



TIPS FOR DRIVERS

- ⇒ Slowdown in school zones, the official posted speed limit when traveling through a school zone is **15 MPH**.
- ⇒ Drivers must utilize the new parking configurations or use designated pick-up/drop-off lanes when dropping off or picking up students.
- ⇒ When dropping you kids off at school, please allow an extra few minutes in case traffic is heavy.
- ⇒ Do not park in areas posted with “No Parking” signs or designated “No-Parking Zones.”
- ⇒ Be alert, children are unpredictable and are likely to dart between cars or forget to look both ways before crossing in front of vehicles. Child safety is a priority.
- ⇒ Do not text or talk on the phone while driving.

Walking or Biking to and from school

- ⇒ Everyone must follow traffic signals and rules when walking or biking to and from school.
- ⇒ Cross the street at crosswalks or intersections with crossing guards whenever possible. Never cross between parked cars.
- ⇒ Always stop, look all directions and listen before crossing the street at crosswalks or intersections.
- ⇒ Make sure students know a safe route to and from their school. Map out a route and check periodically to make sure that the students are following the designated route.
- ⇒ Be aware of your surroundings. Students should watch for slow moving vehicles or parked cars that are occupied.
- ⇒ Students should tell an adult if they feel uncomfortable with their surroundings.
- ⇒ Do not text while walking.




Figure 2 - School Speed Limit Sign



Figure 3 – School Crossing Sign is used to indicate a crosswalk within a school zone

Figure 3 - School Crossing Sign

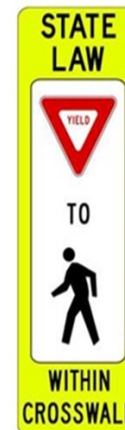


Figure 4 - In-Street School Crossing Sign is used as additional warning to drivers to indicate a crosswalk within a school zone.

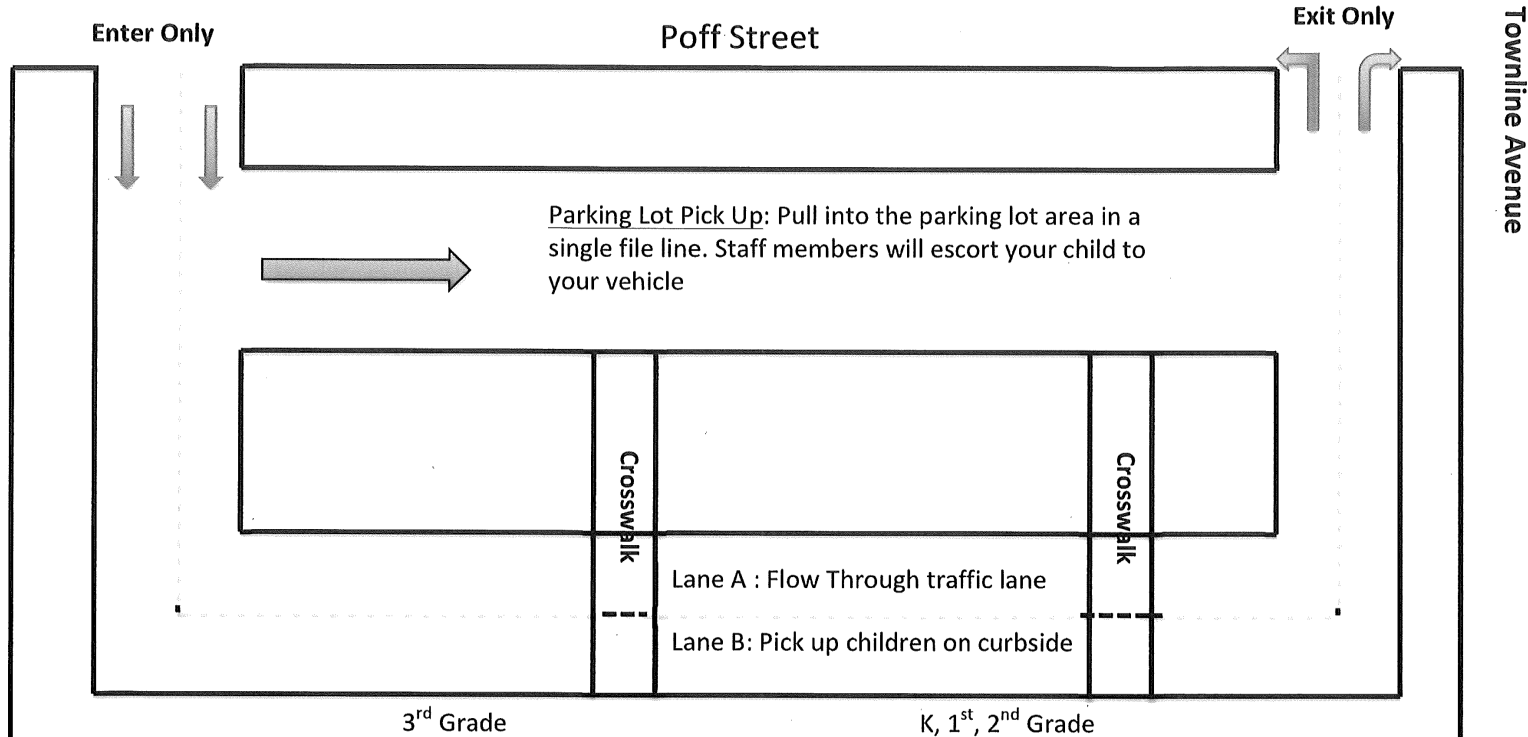
Figure 4-In-Street School Crossing Sign

**Converse Elementary
end of
Traffic Flow Diagram**

**Converse Elementary
Traffic Flow Diagram**



Converse Elementary Pick Up Drop Off Plan



Safety Guidelines for Pick-Up

1. Stay in your vehicle at all times. If you must leave your vehicle park in the parking lot.
2. Children can only be picked up on the curb side of lane B or in the parking lot area.
3. Pull ahead as space allows so we can continue to have cars enter the lanes
4. Stay in Lane B until you have your child in your vehicle; then exit the area using Lane A. Do not use Lane A to pass other cars and then pull in front of cars waiting in Lane B.
5. 4K students and siblings can be picked up at the south end of the building by Townline Avenue
6. Please refrain from using your cell phone while in the pick-up area.